

Specifications

LE30T



PERFORMANCE

Working height, max.	30,00 m
Horizontal outreach with 80 kg	15,70 m
Horizontal outreach with 200 kg	14,00 m
Basket capacity	200 kg
Movable jib	180°
Basket rotation	180°
Turret rotation	450°
To be jacked up on ground slope of	16,7°/30,0 %
Height and width track adjustment	22/17 cm
Gradeability, max.	16,7°/30,0 %
Slope angle	16,7°/30,0 %
Travel speed	3,0 km/h

MEASUREMENTS

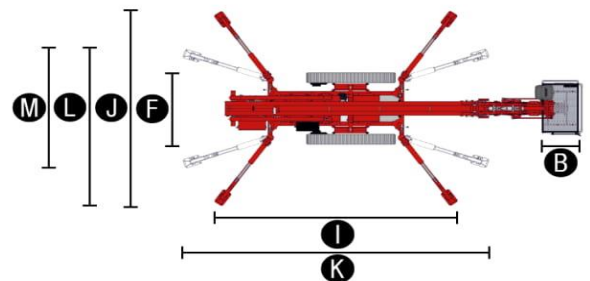
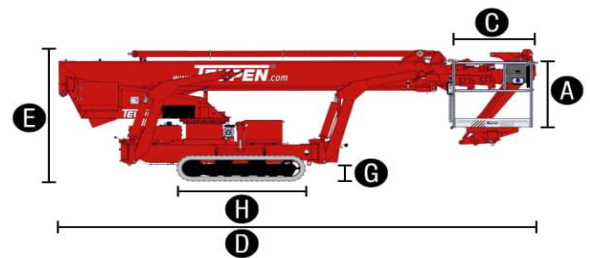
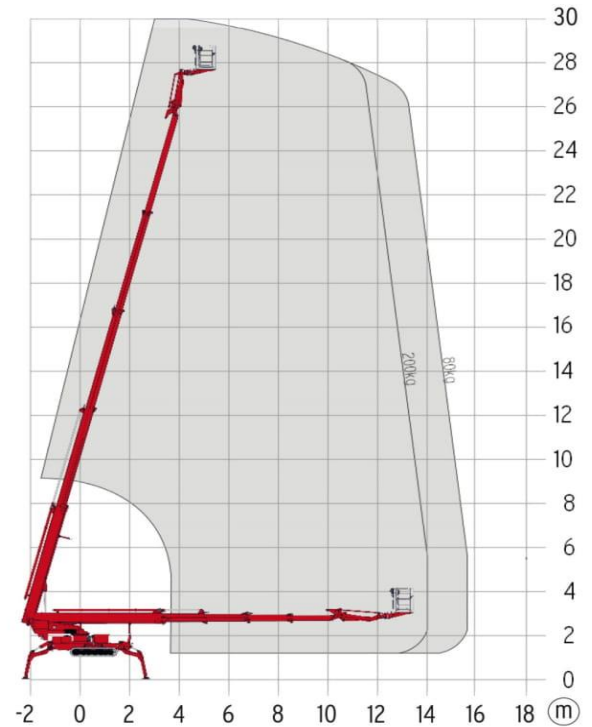
Platform height (A)	1,10 m
Platform length (B)	1,20 m
Platform width (C)	0,80 m
Length, overall (D)	7,20 m
Length without basket (E)	1,98 m
Height, travel position (F)	1,58 m
Width, minimal overall width (G)	0,27 m
Ground clearance, max. (H)	1,92 m x 0,25 m
Length outrigger footprint standard (I)	5,30 m
Width outrigger footprint standard (J)	4,75 m
Length footprint one side narrow (K)	6,64 m
Width footprint one side narrow (L)	3,95 m
Width footprint both sides narrow (M)	2,99 m
Outrigger plate (L x W)	0,31 m x 0,22 m

WEIGHT

Total weight	4300 kg
Live load in travelling position	3,7 kN/m ²
Live load in working position	2,0 kN/m ²
Point load per outrigger plate, max.	26,0 kN

POWER

Standard power sources (electric and combustion engine)	1) Electric: 230 V, 12,9 A, 2,2 kW 2) Diesel: Kubota D 902-E3 (16,1 kW/21,6 hp)
Optional power source	Battery: 80 V
Fuel tank capacity Diesel engine	40,0 l





RENTH

LEO 30T



Features

CHASSIS

- Powerful track drive with hydraulic braking system
- Precise maneuvering over sensitive electrohydraulic cable remote control
- White, non-marking rubber tracks with specially arranged profile providing optimum grip
- Hydraulically height- and width adjustable track chassis

STABILISATION

- Fully-hydraulic, automatic levelling system with outrigger setup monitoring
- Variable outrigger system with one-side or both-sides narrow setup option

BOOM SYSTEM

- Telescoping boom made from robust steel and aluminium profiles on wear-resistant rollers
- All functions are available from one radio remote control panel
- Electric-proportional radio remote controls with intuitive operator guidance
- Robust, lockable control panel with integrated operation and display function
- Self-levelling platform with fully-hydraulic levelling system
- 180° basket rotation
- Boom rotation via high-performance slew ring, worm gear and hydraulic motor
- Basket changing system
- 180° movable jib, even in load limit range
- Coming Home Function

POWER

- 230 V electric motor (EU)
- Kubota Diesel engine D902-E3 (16,1 kW/21,6 hp), silenced
- Start-Stop switch of combustion engine in the basket

PRODUCTIVITY, SAFETY, QUALITY

- 230 V (EU) power outlet in the basket
- Modular basket with eyelets for safety belts and tool tray
- Lockable storage box for radio remote control
- High-quality paint in RAL 3020 (red)
- Hydraulic emergency lowering via hand pump
- Cables and hoses are safely routed through the boom structure
- Biodegradable hydraulic oil
- Lock valves - hydraulic return valves directly on all hydraulic cylinders
- Relief valves protecting the hydraulic system from too high pressures
- Protective covers for oil-tank, emergency controls and connecting cables and hoses
- Hour meter
- Fuzzy IV controls with interactive display

OPTIONS

- Custom paintwork, one colour, according to RAL scheme (except metallic coatings, signal- or special colors)
- Custom paintwork, two colours, according to RAL scheme (except metallic coatings, signal- or special colors)
- 80 V battery drive with charger instead of Kubota Diesel engine (extra weight approx 400 kg). This option can not be combined with the electric emergency lowering.
- Additional electric drive 230 V/50 Hz for an optimal adjustment of the electric pump to various operation modes

ACCESSORIES

- Safety harness
- Outrigger pad (340 x 850 mm)
- Track mat (2000 x 800 x 15 mm) fits exactly into transport frame
- 2 protective track covers, made of high-quality polypropylene fabric.
- 4 covers on piston rod (outrigger/stabiliser) cylinders (additional weight: 10 kg)
- Electric emergency lowering (12 kg additional weight)
This option can not be combined with the battery drive.
- Treecare package, consisting of:
 - Protective cover over control box
 - Protective cover telescoping cylinder
 - Covers on piston rod (outrigger/stabiliser) cylinders
- Height shut-off system for boom, 2 set-points
- Automatic boom function cut off by a monitoring system of
- Basket (900 x 800 mm)* including basket holder

**Choosing other basket sizes results in different machine specifications and performance.*

SUBFRAME

- Subframe for truck Mitsubishi Canter (Total weight 450 kg)

